

# SKY TOWN

EXPLORE YOUR DAILY JOURNEY





***A Luxury and Comfortable Commuting  
Scooter Designed For Europeans***

# ***SIMPLE BUT NOT SIMPLIFY***

SIMPLE OUTLOOK & EASY CONTROLLED



**ECO**




**FRIENDLY**



## MULTI-VORTEX COMBUSTION SYSTEM

- ◆ Top Squish Piston / Low Tension Piston Rings



## LOW FRICTION ROTATION TECHNOLOGY

- ◆ Pressure-Reducing Camshaft
- ◆ Roller Rocker Arm
- ◆ Cylinder Offset
- ◆ Low Friction Oil Seal
- ◆ Low Torque Bearing

## HIGH EFFICIENCY TRANSMISSION SYSTEM

- ◆ Low Friction CVT System
- ◆ Improved Riding Smoothness



✓ Greenhouse Gas  
Emission

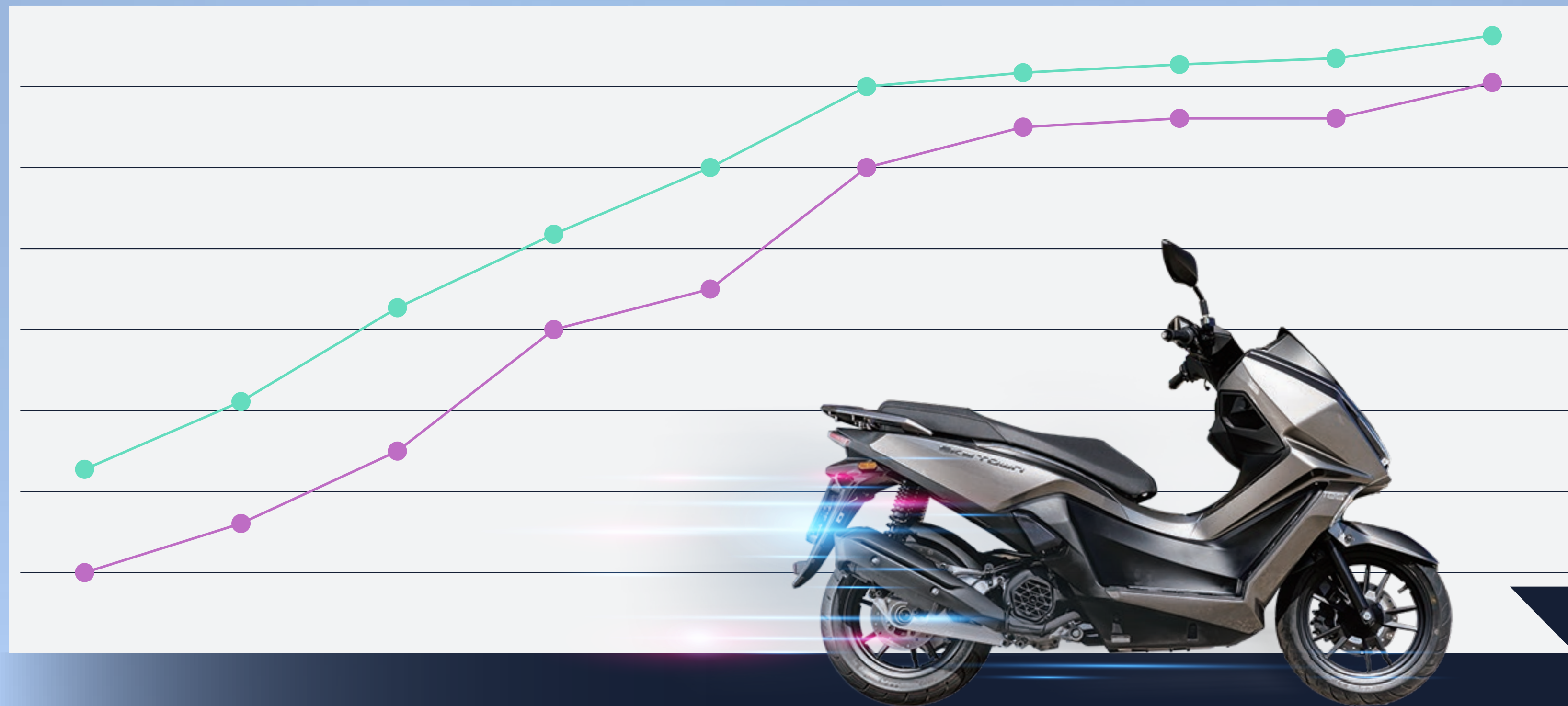
REDUCE **17%** ↓

✓ Fuel Consumption

REDUCE **21%** ↓

# HORSE POWER

POWER BOOST 28%



**125 CC**  
8.2 kW / 8,500 rpm

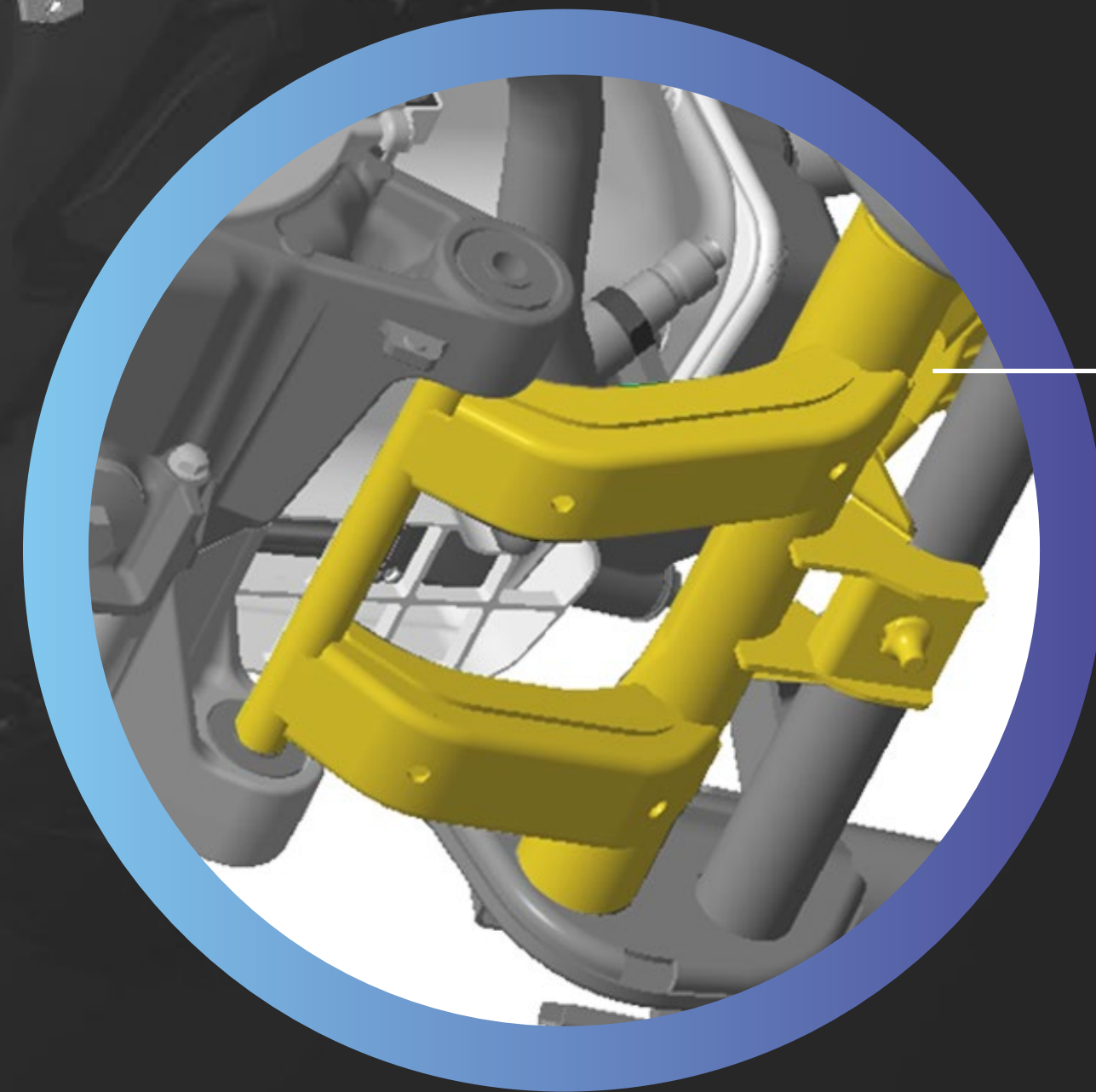
**150 CC**  
8.5 kW / 8,500 rpm

## PERIMETER FRAME


- ◆ Strong Structure (Increased 20% Rigidity)
- ◆ Improved Stability & Controllability
- ◆ Reduced Vibration

## UNDERSLUNG ENGINE HANGER

- ◆ Provide Smooth Start
- ◆ More Stability While Cornering



# BOSCH 10.3 ME ABS & TCS on 150cc



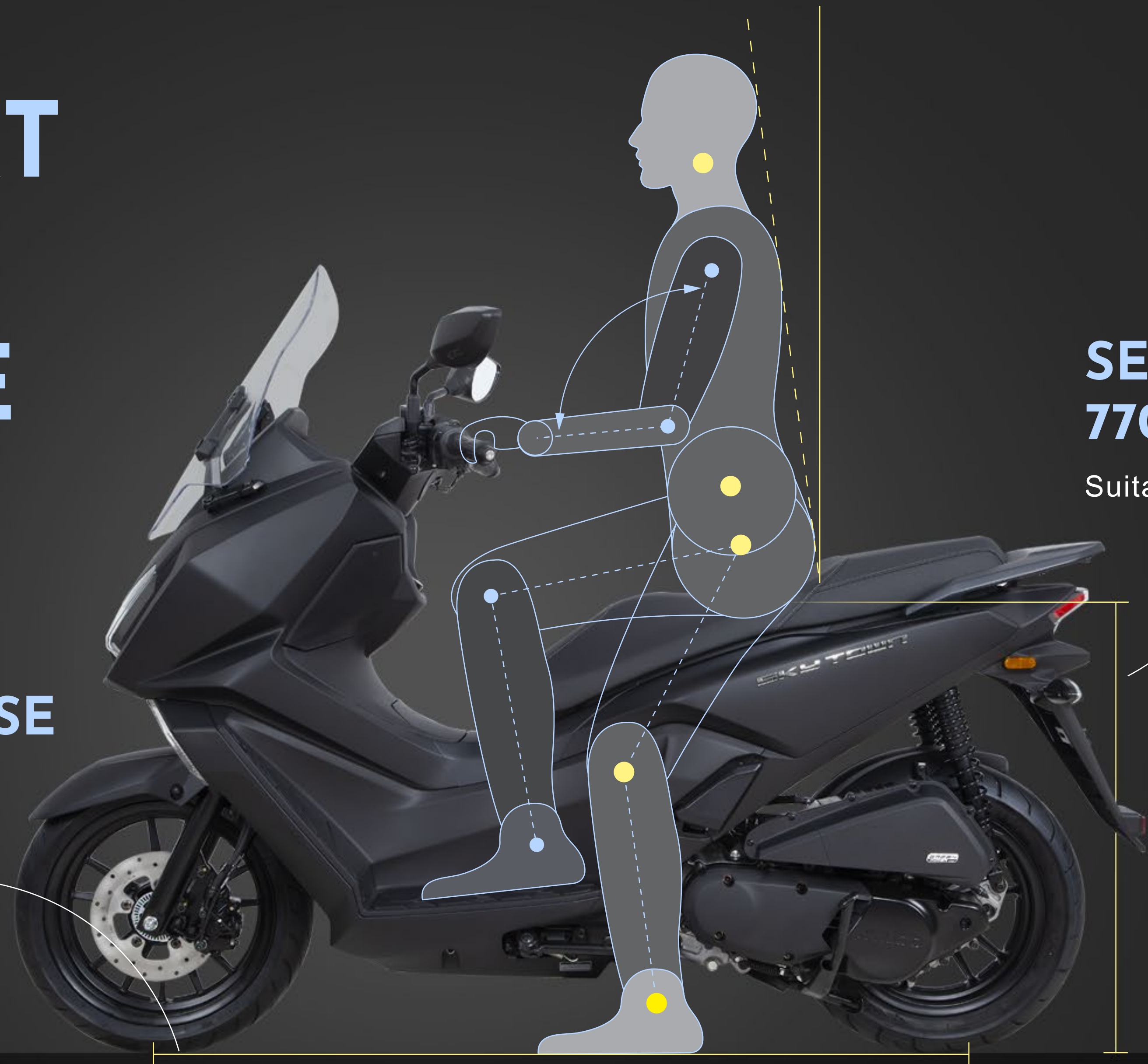
*Combined Braking System on 125cc*



# COMFORT RIDING POSTURE

**SHORT WHEELBASE**  
**1320 mm**

Easy to Travel Through the  
Alleys and Vehicles



**SEAT HEIGHT**  
**770 mm**

Suitable for Everyone

# WET WEIGHT 126kg (READY TO RIDE CONDITION)

## Easy to Handle



### BIGGER REAR FOOTREST

Improved Friction



## USB CHARGER

TYPE- A & C

Max Output : 5V2A

## HIGH VISIBILITY DASHBOARD **LCD**

Clear with All Key Information





**FRONT / REAR  
LED LIGHT**

Automatic Headlight on


# PRACTICAL STORAGE SPACE (28L)

One Full-Face Helmet & Belongings





**FUEL TANK(7L)**



**FUEL  
TANK CAP  
HOLDER**



## TOP CASE

- ◆ Capacity for 1 Full-Face Helmet & Belongings
- ◆ Press Lock System
- ◆ Impact Resistant
- ◆ Waterproof
- ◆ The Color Is Same as the Scooter

### MAX LOAD

**6.6 lb**  
(Approximately 3kg)

### MEASUREMENTS


Width : 17"  
Height : 12"  
Depth : 16.5"



## SPORTY WINDSHIELD

# LOADING CAPACITY


20'



40'



40' High cube



**SKY  
TOWN**

**8 Units**


**17 Units**

**34 Units**





**Petroleum Blue**  
CG411MA



**Golden Brown**  
CY667MA



**Flat Black**  
CN397FA



# SKY TOWN

MODEL	SKY TOWN 125	SKY TOWN 150
HOMOLOGATION	Euro 5 +	
<b>ENGINE</b>		
ENGINE TYPE	2V	
COOLING SYSTEM	Air cooling	
FUEL SYSTEM	Fuel Injection	
DISPLACEMENT	125 cc	150 cc
MAX. POWER	8.2 kW / 8,500 rpm	8.5 kW / 8,500 rpm
MAX.TORQUE	10.6 Nm / 6,500 rpm	12.1 Nm / 6,500 rpm
<b>FRAME</b>		
WET WEIGHT	126 kg	
LENGTH X WIDTH X HEIGHT	1940 x 750 x 1340 mm	
SEAT HEIGHT	770 mm	
WHEELBASE	1320 mm	
FUEL TANK CAPACITY	7 Liters	
<b>SUSPENSION</b>		
FRONT WHEEL SIZE	110/70-14	
REAR WHEEL SIZE	130/70-13	
WHEEL MATERIAL	Aluminum Alloy	
FRONT SUSPENSION	Telescopic	
REAR SUSPENSION	Double Swing	
FRONT BRAKE SYSTEM	Disk	
REAR BRAKE SYSTEM	Disk	
CBS	YES	NO
ABS+TCS	NO	YES





***Light as a  
Breeze,  
Effortless  
Ride***